



Australian Government

Australian Public Service Commission

State of the Service Roadshow

Wednesday 27 April 2022
Queensland



Acknowledgement of Country

I would like to acknowledge the Traditional Owners of the land the Turrbal and Jagera people we are meeting on today, and thank them for their continued custodianship. I pay my respect to Elders past, present and emerging and extend this acknowledgement to Aboriginal and Torres Strait Islander people joining us today.



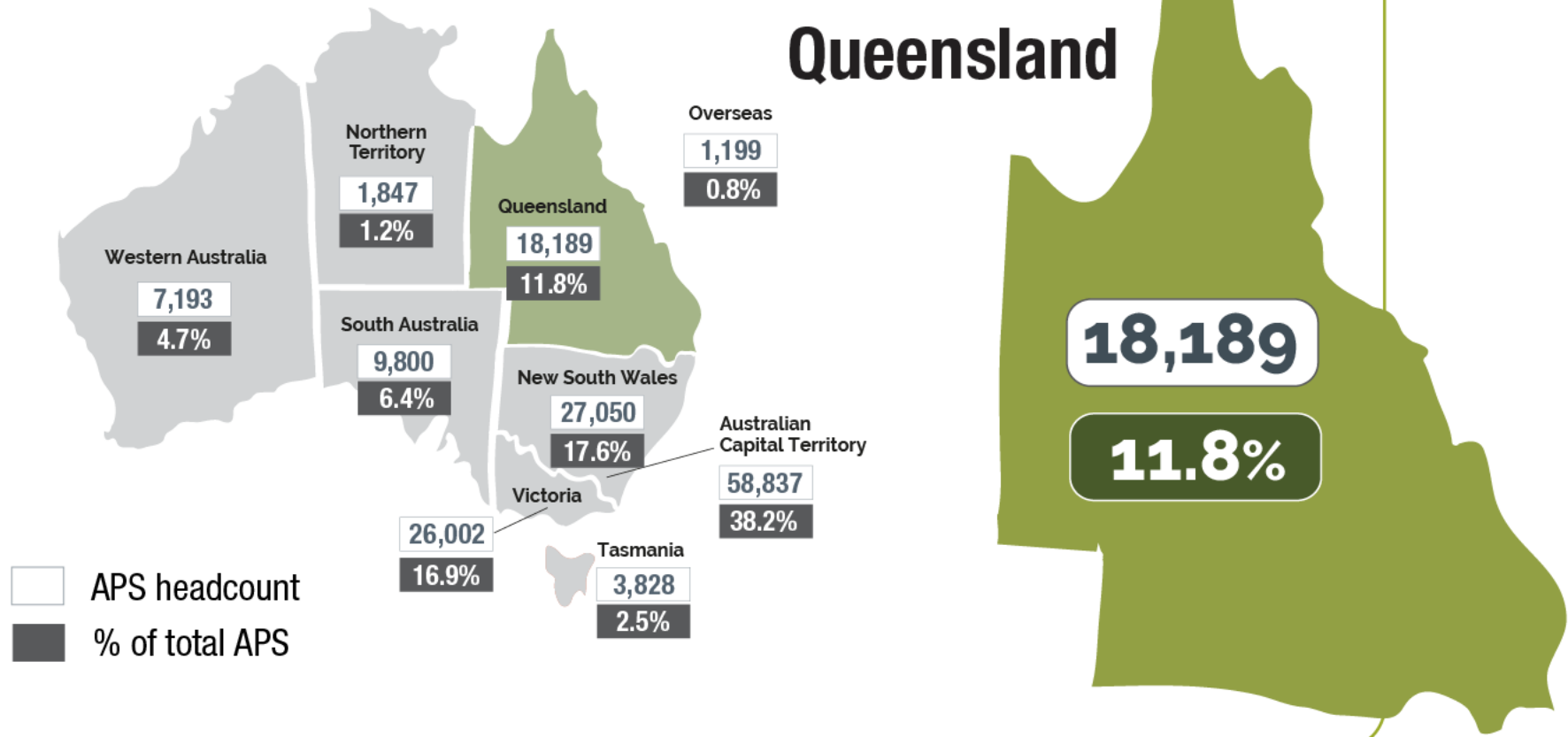


Australian Government
Australian Public Service Commission

APS at a glance



APS employee numbers by location



Commitment to service



all APS 82%

I believe strongly
in the purpose and
objectives of the APS



all APS 83%

I work beyond
what is required in my
job to help my agency
achieve its objectives



all APS 90%

I understand
how my role contributes
to achieving an outcome
for the Australian public

Diversity



11.1%

all APS 22.3%

Employees born overseas



5.4%

all APS 16.2%

Employees born in a non-English speaking country



4.8%

all APS 4.1%

Employees with a disability



4.5%

all APS 3.5%

Aboriginal and Torres Strait Islander employees

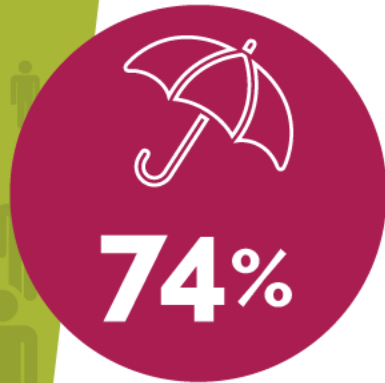


7.7%

all APS 7.0%

LGBTIQ+
(2021 APS Employee Census)

What are your reasons for staying in the APS



Job security



Type/nature of work

e.g. interesting,
challenging, specialised,
autonomous



Remuneration

e.g. salary,
superannuation



**Non-monetary
employment conditions**

e.g. leave, flexible work
arrangements, other benefits

Delivering for Tomorrow: APS Workforce Strategy 2025



APS craft



Integrity



Working in
Government



Engagement
& Partnership



Implementation
& Services

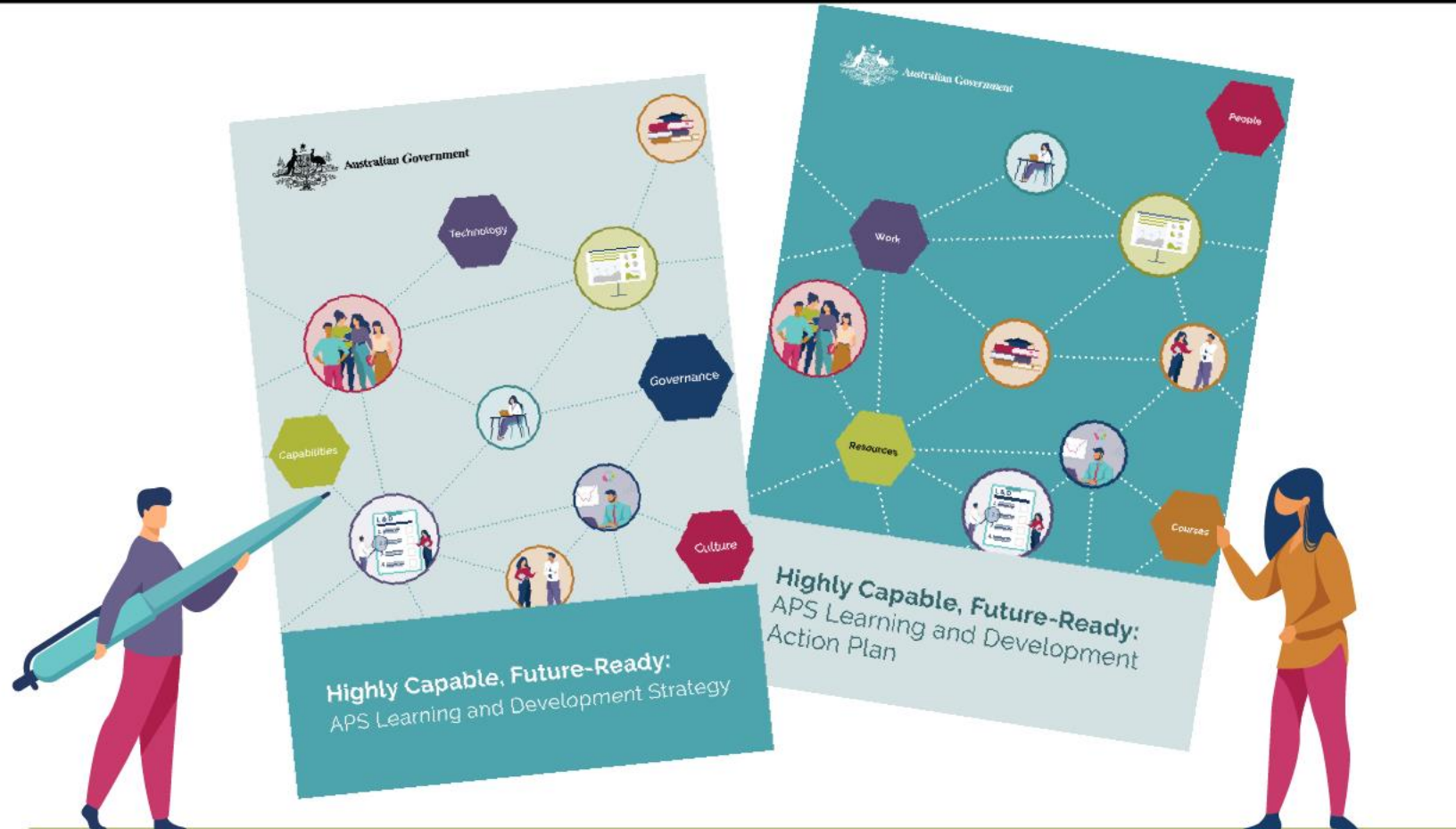


Strategy, Policy
& Evaluation



Leadership
& Management

APS Learning and Development Strategy and Action Plan





Australian Government
Australian Public Service Commission

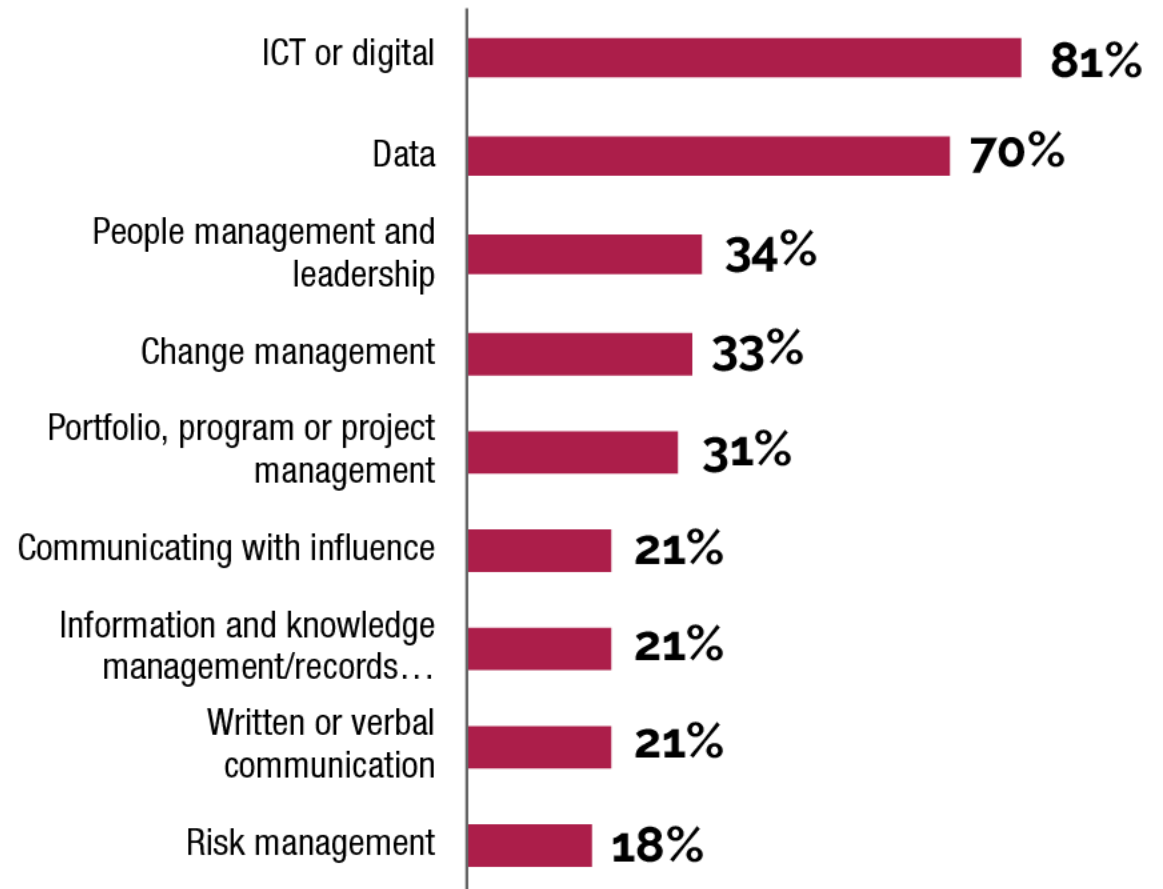
The future of the APS



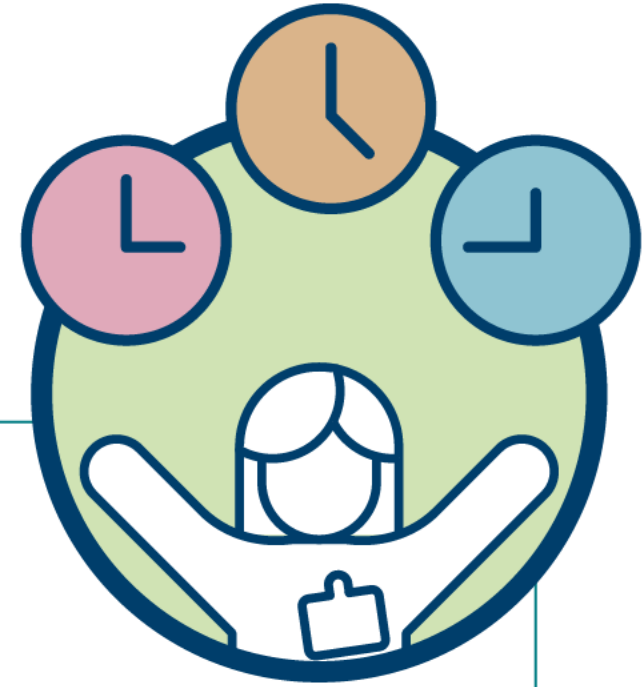
APS skills shortage

71%
of agencies
reported critical
skill shortages

Top skill shortages identified by agencies



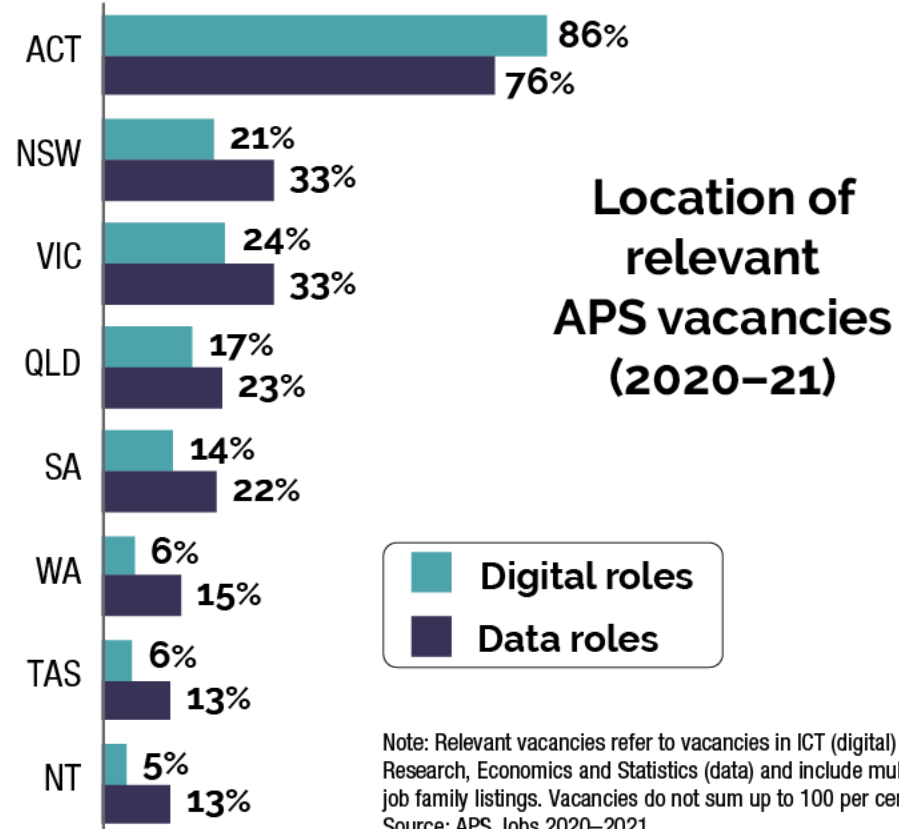
Flexible working



75% agree

I am confident that if I requested a flexible work arrangement, my request would be given reasonable consideration

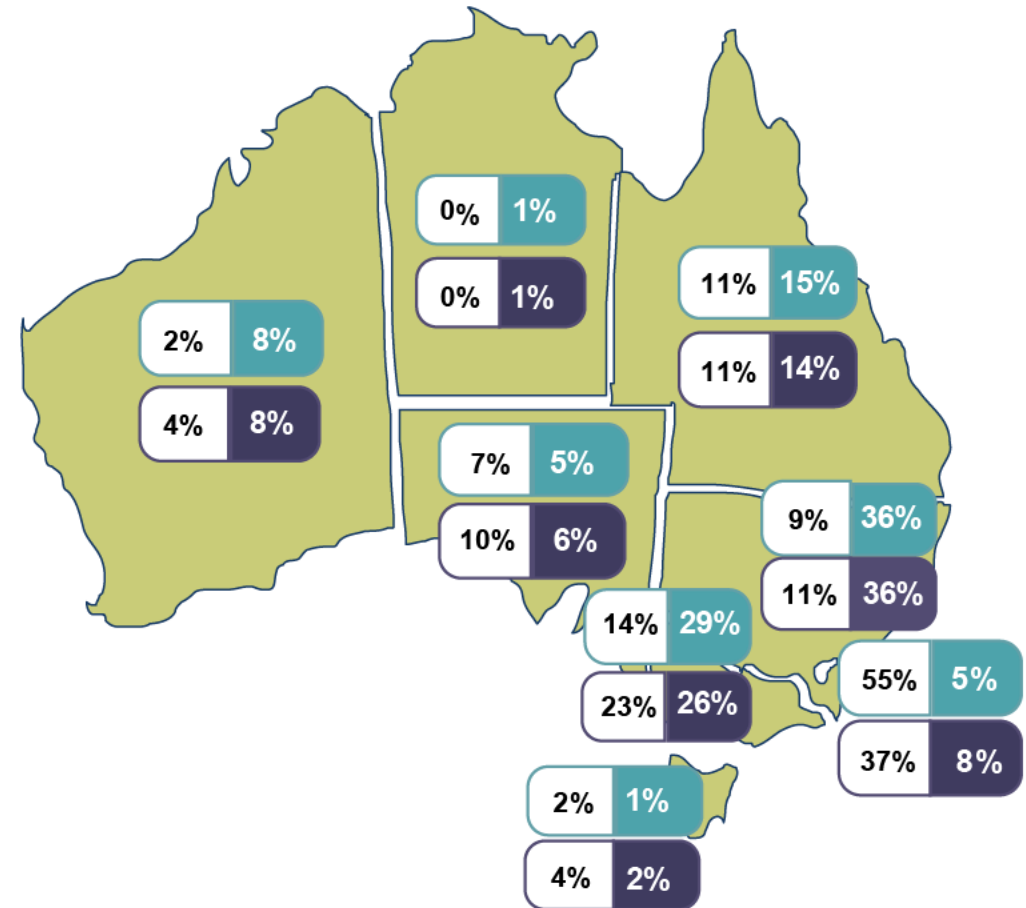
APS Labour markets



Note: Relevant vacancies refer to vacancies in ICT (digital) and Research, Economics and Statistics (data) and include multiple job family listings. Vacancies do not sum up to 100 per cent
Source: APS Jobs 2020-2021

% of APS talent pool

% of national talent pool



Note: National talent pool based on non-weighted average of comparable occupations
Source: Australian JobOutlook and APS Employment Database—June 2021

Surge—how you've helped

Australian affected by COVID19
Lockdowns (Delta)



July 2021

Over **700** staff
helped process over
4.1M claims

Total payments:
>\$11B

Australians affected by COVID19
Isolation orders (Omicron)



January 2022

Around **500** staff
helped process
730,000 claims

Total payments:
\$470M

Australians affected by
Queensland and NSW Floods



March 2022

Around **500** staff
helped process
'still counting'

Currently at
\$282M



Australian Government

Australian Public Service Commission

*Thank
you*



State of the Service
Roadshow

